

Data sheet | Item number: 2616-3102/020-000

PCB terminal block; lever; 16 mm²; Pin spacing 10 mm; 2-pole; Push-in CAGE CLAMP®



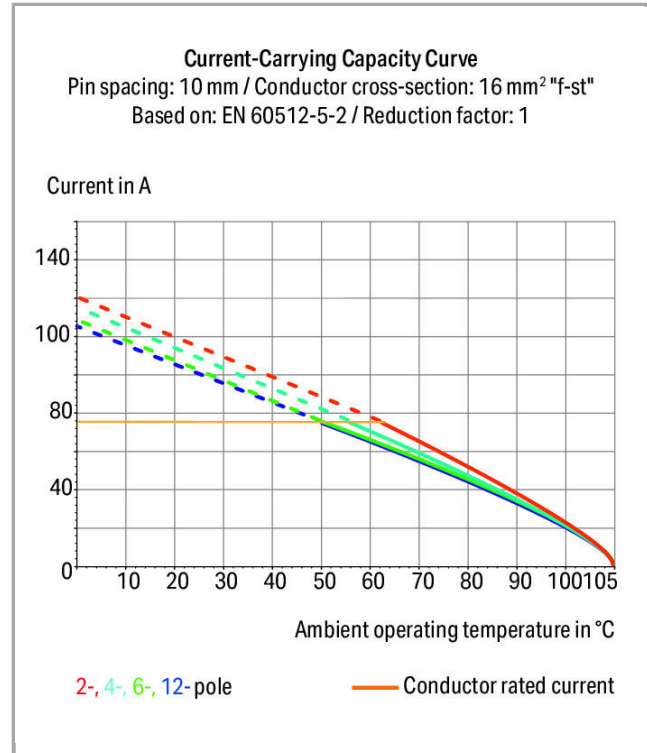
2616-3102/020-000

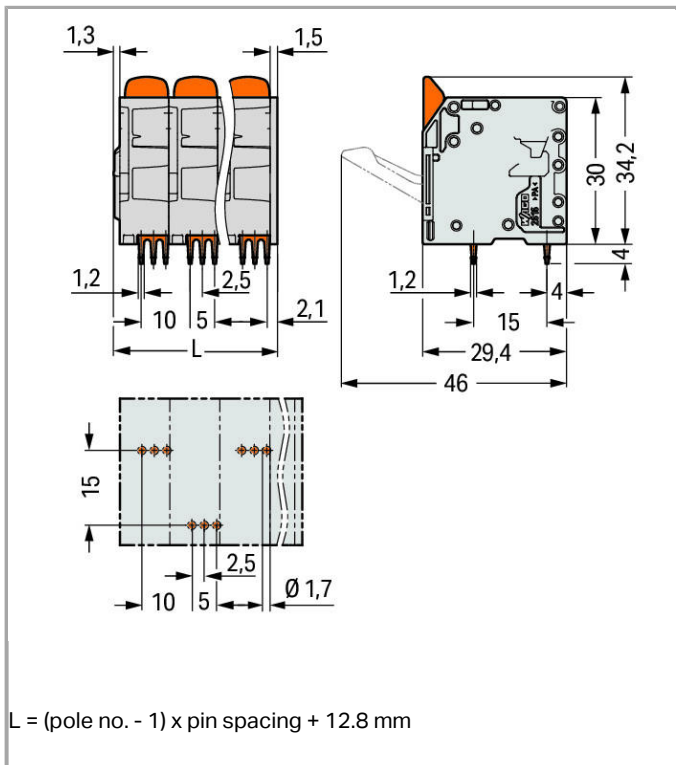


RoHS Compliant

BOMcheck.net

Color: ■





Item description

- PCB terminal blocks with lever-actuated Push-in CAGE CLAMP® connection
- Push-in termination of solid and ferruled conductors
- Intuitive and tool-free operation
- Several clamping units can be held open simultaneously – convenient for terminating multi-core cables
- Testing can be performed both parallel and perpendicular to conductor entry

Data

Electrical data

Ratings per IEC/EN 60664-1

| | |
|---------------------------------|--------|
| Rated voltage (III / 3) | 1000 V |
| Rated impulse voltage (III / 3) | 8 kV |
| Rated voltage (III / 2) | 1000 V |
| Rated impulse voltage (III / 2) | 8 kV |
| Rated voltage (II / 2) | 1000 V |
| Rated impulse voltage (II / 2) | 8 kV |
| Rated current | 76 A |

Approvals per UL 1059

| | |
|--------------------------------|-------|
| Rated voltage UL (Use Group B) | 600 V |
| Rated current UL (Use Group B) | 66 A |
| Rated voltage UL (Use Group C) | 600 V |
| Rated current UL (Use Group C) | 66 A |

Connection data

| | |
|---|--|
| Connection technology | Push-in CAGE CLAMP® |
| Actuation type | Lever |
| Solid conductor | 0.75 ... 16 mm ² / 18 ... 4 AWG |
| Fine-stranded conductor | 0.75 ... 25 mm ² / 18 ... 4 AWG |
| Fine-stranded conductor with ferrule with plastic collar | 0.75 ... 16 mm ² |
| Fine-stranded conductor with ferrule without plastic collar | 0.75 ... 16 mm ² |
| Fine-stranded conductor, with twin ferrule | 0.75 ... 6 mm ² |
| Strip length | 18 ... 20 mm / 0.71 ... 0.79 inch |
| Conductor entry angle to the PCB | 90° |
| No. of poles | 2 |
| Total number of connection points | 2 |
| Total number of potentials | 2 |
| Number of connection types | 1 |
| Number of levels | 1 |

Geometrical Data

| | |
|-----------------------------------|--------------------------------|
| Pin spacing | 10 mm / 0.394 inch |
| Width | 22.8 mm / 0.898 inch |
| Height | 38.2 mm / 1.504 inch |
| Height from the surface | 34.2 mm / 1.346 inch |
| Depth | 29.4 mm / 1.157 inch |
| Solder pin length | 4 mm |
| Solder pin dimensions | 1.2 x 1.2 mm |
| Drilled hole diameter (tolerance) | 1.7 ^(- ... +0.1) mm |

PCB contact

| | |
|-------------------------------------|---|
| PCB contact | THT |
| Solder pin arrangement | over the entire terminal strip, staggered |
| Number of solder pins per potential | 3 |

Material Data

| | |
|-----------------------------|--|
| Color | gray |
| Material group | I |
| Insulating material | Polyamide 66 (PA 66) |
| Flammability class per UL94 | V0 |
| Clamping spring material | Chrome nickel spring steel (CrNi) |
| Contact material | Electrolytic copper (E _{Cu}) |
| Contact plating | tin-plated |
| Fire load | 0MJ |
| Actuating element color | orange |
| Weight | 18.942 g |

Environmental Requirements



| | |
|-------------------------|-----------------|
| Limit temperature range | -60 ... +105 °C |
|-------------------------|-----------------|

Commercial data


| | |
|--------------------|---------------|
| Country of origin | DE |
| GTIN | 4055143692793 |
| Customs Tariff No. | 85369010000 |

Approvals / Certificates

Country specific Approvals







| Logo | Approval | Additional Approval Text | Certificate name |
|--|--|--------------------------|------------------|
| | CB DEKRA Certification B.V. | EN 60947-7-4 | NL-53125 |
|  | CSA DEKRA Certification B.V. | C22.2 No. 158 | 70154737 |
|  | KEMA/KEUR DEKRA Certification B.V. | EN 60947-7-4 | 71-104771 |

UL-Approvals

| Logo | Approval | Additional Approval Text | Certificate name |
|--|--|--------------------------|------------------|
|  | cURus Underwriters Laboratories Inc. | C22.2 No. 158 | E45172 |

Compatible products

ferrule

| | | |
|--|--|---------|
|  | Item no.: 216-210 Ferrule; Sleeve for 16 mm ² / AWG 6; insulated; electro-tin plated; electrolytic copper; gastight crimped; acc. to DIN 46228, Part 4/09.90 | 216-210 |
|  | Item no.: 216-284 Ferrule; Sleeve for 1.5 mm ² / AWG 16; insulated; electro-tin plated; electrolytic copper; gastight crimped; acc. to DIN 46228, Part 4/09.90 | 216-284 |
|  | Item no.: 216-286 Ferrule; Sleeve for 2.5 mm ² / AWG 14; insulated; electro-tin plated; electrolytic copper; gastight crimped; acc. to DIN 46228, Part 4/09.90 | 216-286 |
|  | Item no.: 216-287 Ferrule; Sleeve for 4 mm ² / AWG 12; insulated; electro-tin plated; electrolytic copper; gastight crimped; acc. to DIN 46228, Part 4/09.90 | 216-287 |
|  | Item no.: 216-288 Ferrule; Sleeve for 6 mm ² / AWG 10; insulated; electro-tin plated; electrolytic copper; gastight crimped; acc. to DIN 46228, Part 4/09.90 | 216-288 |
|  | Item no.: 216-289 Ferrule; Sleeve for 10 mm ² / AWG 8; insulated; electro-tin plated; electrolytic copper; gastight crimped; acc. to DIN 46228, Part 4/09.90 | 216-289 |

Downloads

Documentation

Additional Information

pdf
3.6 MB

Download

CAD/CAE - Smart Data

CAD data

3D Download 2616-3102/020-000

URL

Download

Subject to changes.